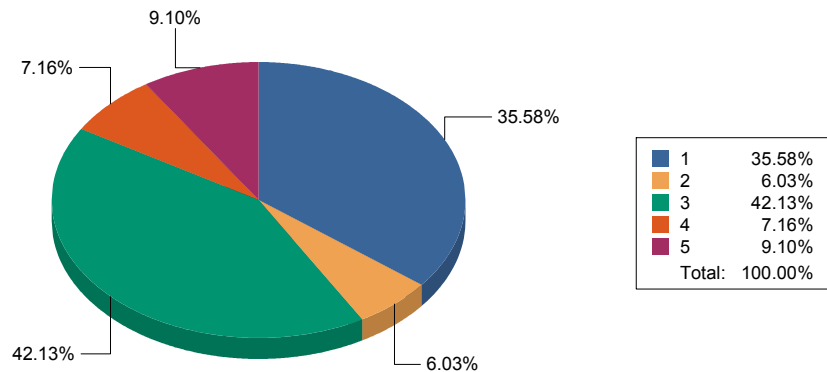


COMPOSICIÓN DEL GASTO POR FINALIDAD

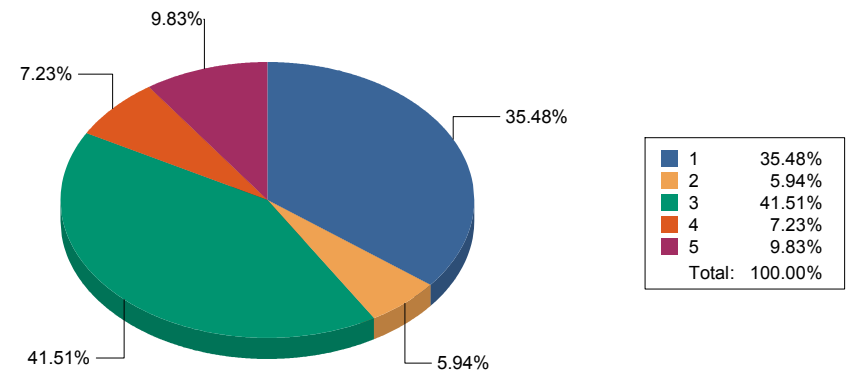
ADMINISTRACIÓN CENTRAL

	ORIGINAL	MODIF.	DEFINITIVO	COMPROMISO	DEVENGADO	PAGADO
1 ADMINISTRACIÓN GUBERNAMENTAL	399.925.380	45.846.013	445.771.392	411.284.287	410.390.314	366.973.627
2 SERVICIOS DE DEFENSA Y SEGURIDAD	71.643.042	3.859.455	75.502.496	68.761.426	68.761.426	57.945.076
3 SERVICIOS SOCIALES	535.803.247	-8.048.821	527.754.426	480.985.915	480.215.723	400.809.370
4 SERVICIOS ECONÓMICOS	78.582.765	11.113.423	89.696.188	83.672.356	83.667.456	68.369.832
5 DEUDA PÚBLICA	99.723.538	14.325.790	114.049.329	113.734.272	113.734.272	90.360.979
TOTAL	1.185.677.971	67.095.859	1.252.773.831	1.158.438.256	1.156.769.191	984.458.884

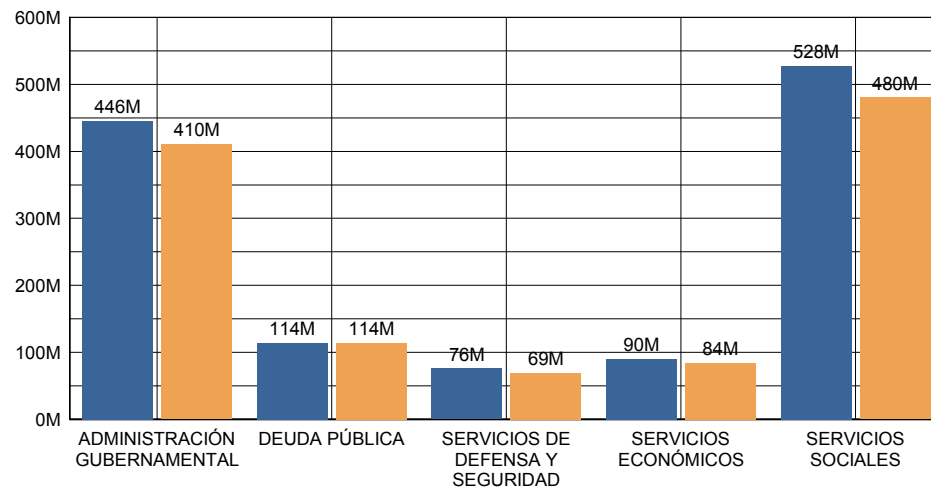
Base Presupuesto



Base Devengado



Credito y Devengado

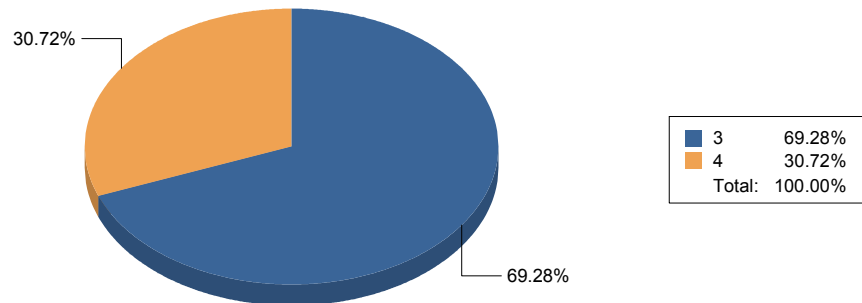


COMPOSICIÓN DEL GASTO POR FINALIDAD

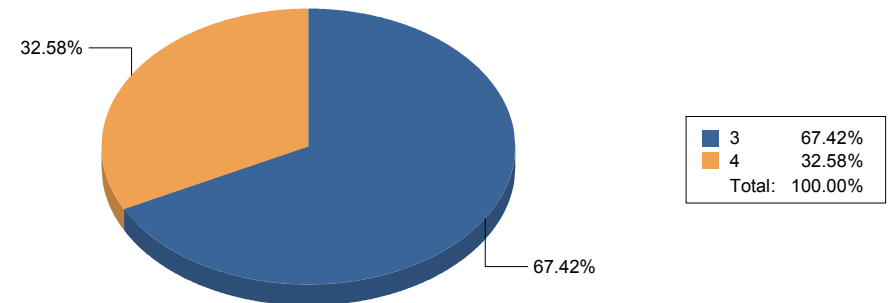
Administración Descentralizada

	ORIGINAL	MODIF.	DEFINITIVO	COMPROMISO	DEVENGADO	PAGADO
3 SERVICIOS SOCIALES	235.540.203	8.200.000	243.740.203	177.272.135	133.998.014	121.965.420
4 SERVICIOS ECONÓMICOS	99.276.072	8.827.345	108.103.417	70.566.681	64.755.443	60.840.236
TOTAL	334.816.275	17.027.345	351.843.620	247.838.816	198.753.457	182.805.656

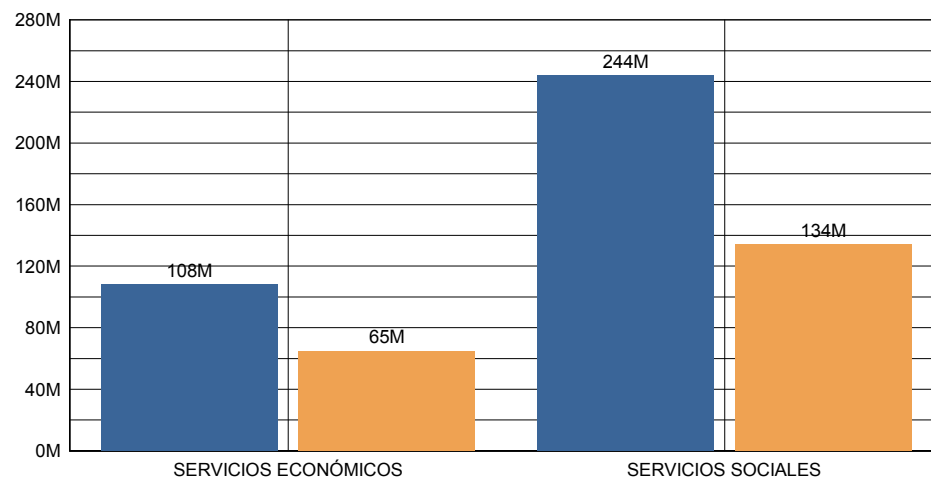
Base Presupuesto



Base Devengado



Credito y Devengado

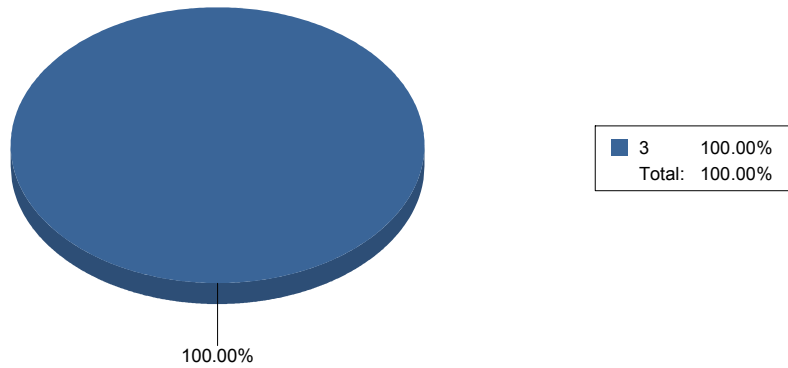


COMPOSICIÓN DEL GASTO POR FINALIDAD

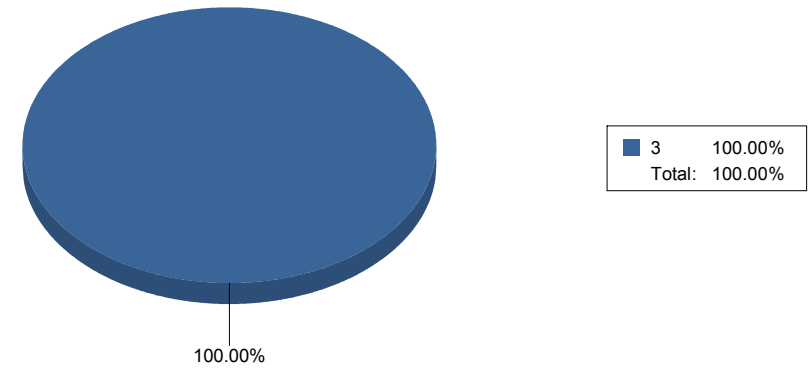
Organismos de la Seguridad Social

	ORIGINAL	MODIF.	DEFINITIVO	COMPROMISO	DEVENGADO	PAGADO
3 SERVICIOS SOCIALES	265.772.574		265.772.574	216.132.003	212.206.714	
TOTAL	265.772.574		265.772.574	216.132.003	212.206.714	

Base Presupuesto



Base Devengado



Credito y Devengado

